



Schützenstr. 7A, 9506 Lommis, Switzerland
+ 41 78 791 83 37 www.gdvinternational.ch

Centropix Global AG
Industriering 14
9491 Ruggell
Liechtenstein

Pilot study / Double blind study

Room testing with Bio-Well and Sputnik Sensor to check the COCOON

We were given the task by the company CENTROPIX Global AG to test and compare 10 activated (Verum) cards ("Converter Cards") with different energetic themes in comparison with 10 neutral (Placebo) cards ("Converter Cards").


For all tests the same COCOON, device no. 1310EU / pin 300095, was used, which was provided by the company CENTROPIX Global AG.

The distance between the Bio-Well device and the Sputnik sensor was 50 cm and the distance between the Sputnik sensor and the COCOON was 40 cm.

Although the total of 20 cards were labeled with the respective energetic themes, they were numbered by a neutral, independent person, so we did not know which cards were verum and which were placebo.

Testing was performed using a Bio-Well GDV Camera BW 2.0 Serial No. 2080748 from the manufacturer "BIO-WELL-KTI" Narva, Estonia and the accompanying Sputnik sensor. We used the Bio-Well software for the analysis and the additional statistical software IBM® SPSS® Statistics Version 27, which is used by the statistician Dr. Monika Heinzl-Gutenbrunnen for statistical analysis and interpretation.

The study specifications of Prof. K. Korotkov were currently reviewed by our Bio-Well team in St. Petersburg (Russia) in particular by M.Sc. Dmitry Orlov and found to be suitable.



Laptop with Bio-Well GDV camera 2.0 and Sputnik to test the COCOON



Room testing with the COCOON


For each card or for each theme of the card, 4 measurement runs with a duration of 40 minutes were carried out. Then 4 measurement runs were always summarized and statistically evaluated in order to calculate the medium value.

The cards tested had the following qualities, whereby it was not visually apparent which was the verum and which the placebo card:

- «concentration»



- «p-frequency»



- «sleep well»



- «hawaii harmony»



- «relax®eneration»



- «e-smog»



- «food»



- « i-frequency »



- «animal»



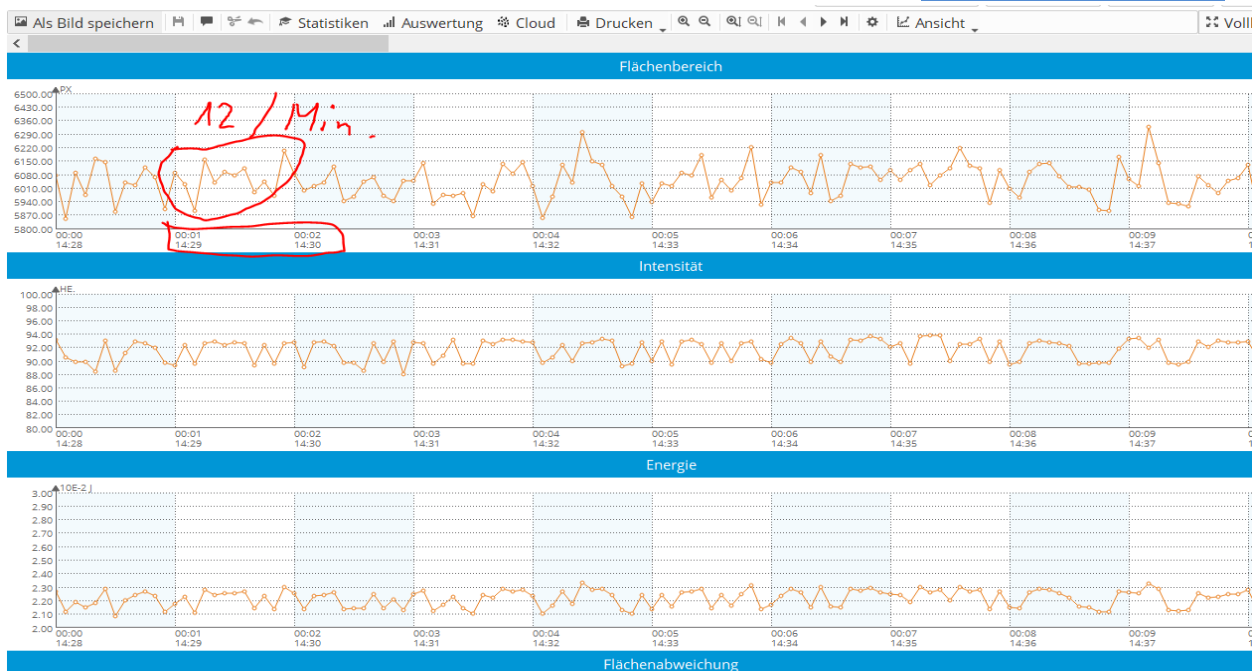
- «sport&fitness»



As 1st reference values, we performed 10 tests of 40 min each with 5 sec measuring distance in the empty room when there was no COCOON and no cards in the room.

As a 2nd reference measurement, another 10 series of 40 min each with 5 sec measurement spacing were performed in the same room with the empty COCOON connected to the power, but with no cards in the room.

All further tests were performed over several days in the same room and under identical conditions. The room temperature was stable at 22 degrees Celsius and the room humidity at 35%.



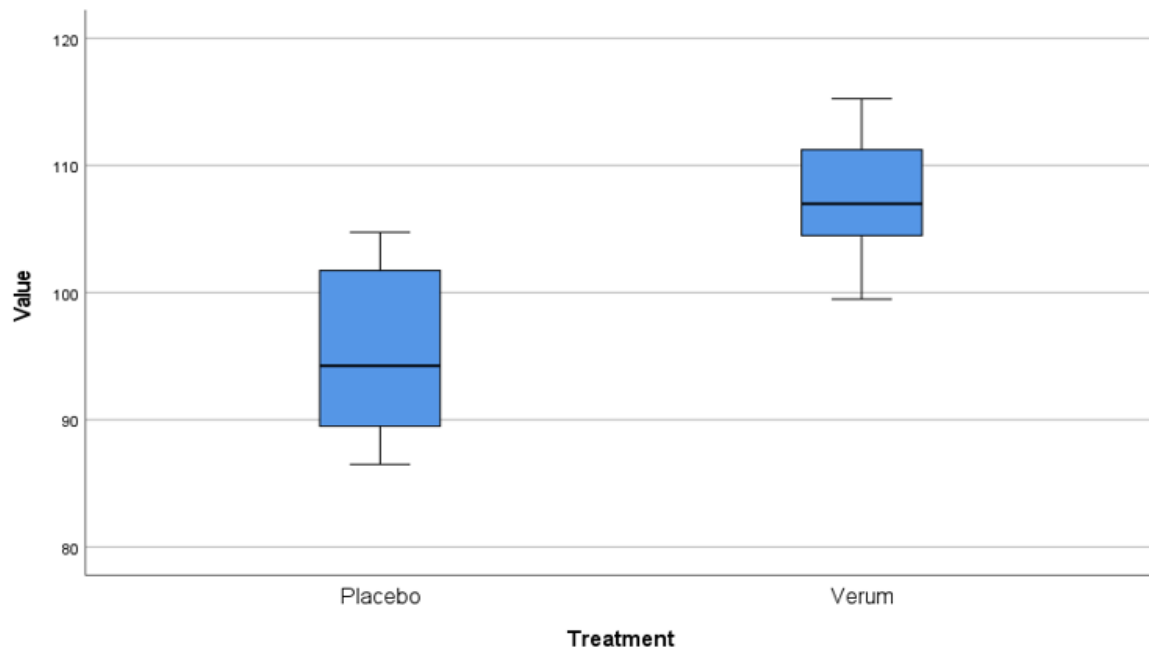
Procedure: Every 5 seconds, a measurement was automatically performed during the 40 min, during which no person was in the room.

Evaluation of statistics 10 Verum COCOON cards compared with 10 Placebo COCOON cards.

Group Statistics									
	Condition	N	Mean	Group Statistics					
					Condition	N	Mean	Std. Deviation	
Value	Placebo	10	95,7000	Value	Placebo	10	95,7000	6,76983	
	Verum	10	107,3750		Verum	10	107,3750	4,82075	

The mean of the 10 means with all placebo cards is 95.7 with a standard deviation 6.77.

The mean of the 10 means with all verum cards is 107.38 with a standard deviation of 4.82.



The blue boxes contain the central 50% of the distribution. The cross line in the boxes shows the median.

A t-test is used to examine whether the mean difference found - 95.7 vs. 107.4 is significant.

		Levene's Test for Equality of Variances				Sig. (2- tailed)	Mean Difference	95% Confidence Interval of the Difference	
		F	Sig.	t	df			Lower	Upper
Wert	Equal variances assumed	2,949	,103	-4,44	18	,0003	-11,675	-17,196	-6,15

The p-value is $p=0.0003$

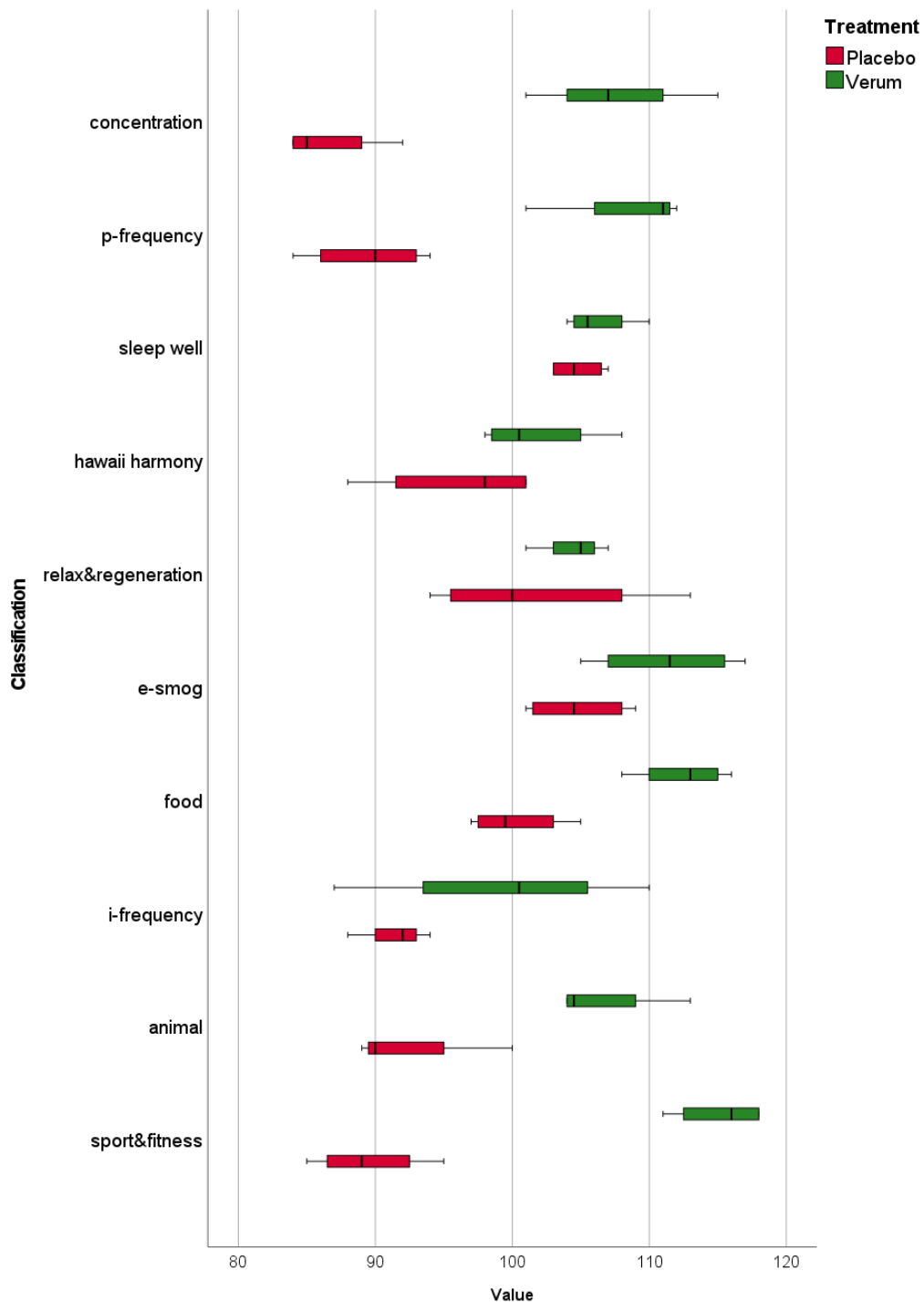
The p-value is less than 0.05; thus, the difference is significant.

Independent Samples Effect Sizes

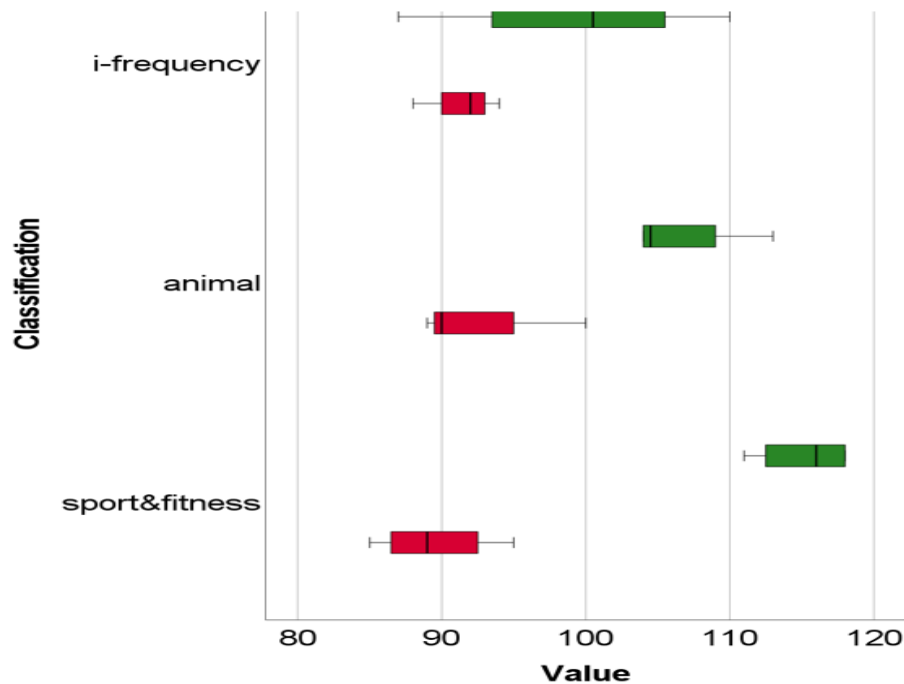
		Standardizer ^a	Point Estimate	95% Confidence Interval	
Value	Cohen's d			Lower	Upper
		5,87665	-1,987	-3,056	-,881

The effect size Cohen's d is 1.987; thus, it is a large effect.

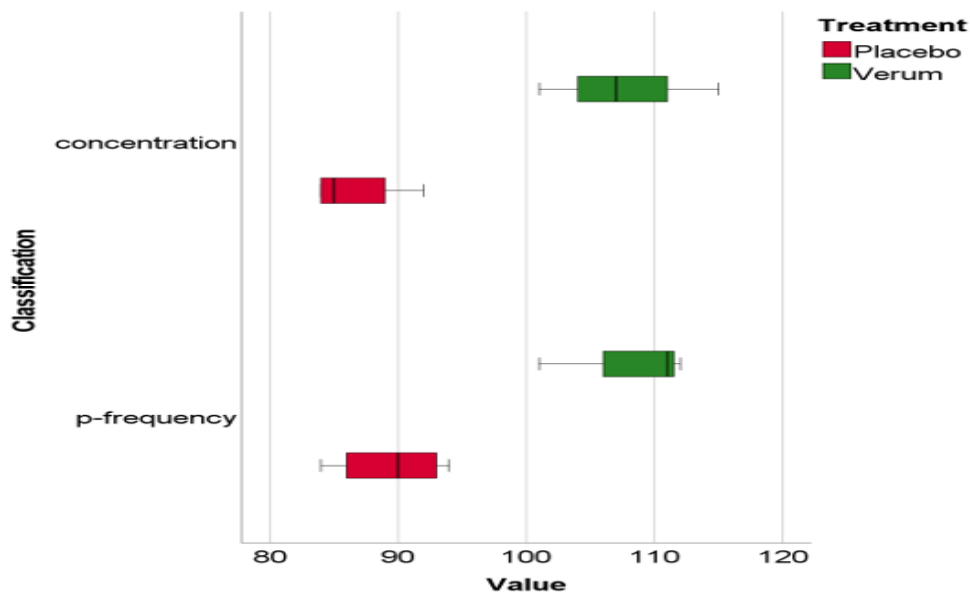
These boxplots show the differences between the placebo and verum maps using the measurements for each of the 10 theme (classification).



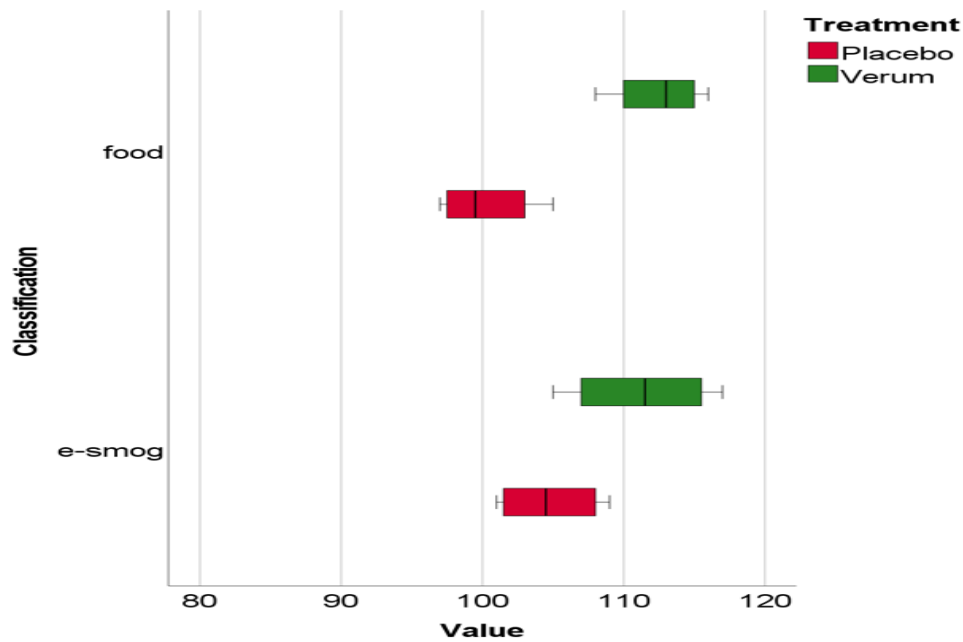
For each theme, the verum values are higher than the placebo values



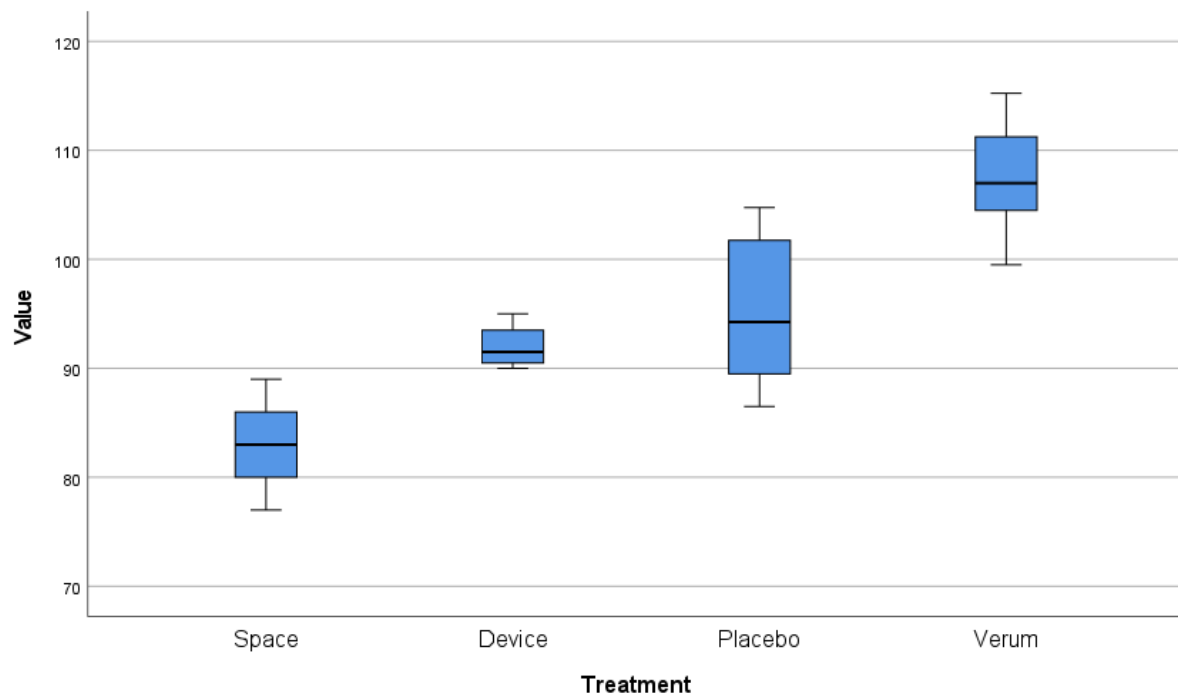
Particularly high differences between the verum value and the placebo value were measured in the theme "sport&fitness" and "animal".



Particularly high differences between the verum value and the placebo value could be measured in the theme "concentration" and "p-frequency".



The differences between the verum value and the placebo value could be clearly demonstrated in the themes "food" and "e-smog".



Comparison between the 4 conditions

The blue boxes contain the central 50% of the distribution. The cross line in the boxes shows the median.

ANOVA (Analysis of Variance)

ANOVA

Value

	Sum of Squares	df	Mean Square	F	Sig.
Between Groups	1969,536	3	656,512	22,266	0,0000004
Within Groups	707,631	24	29,485		
Total	2677,167	27			

The global ANOVA test shows: The difference between the 4 treatments is significant, $p=0.0000004$.

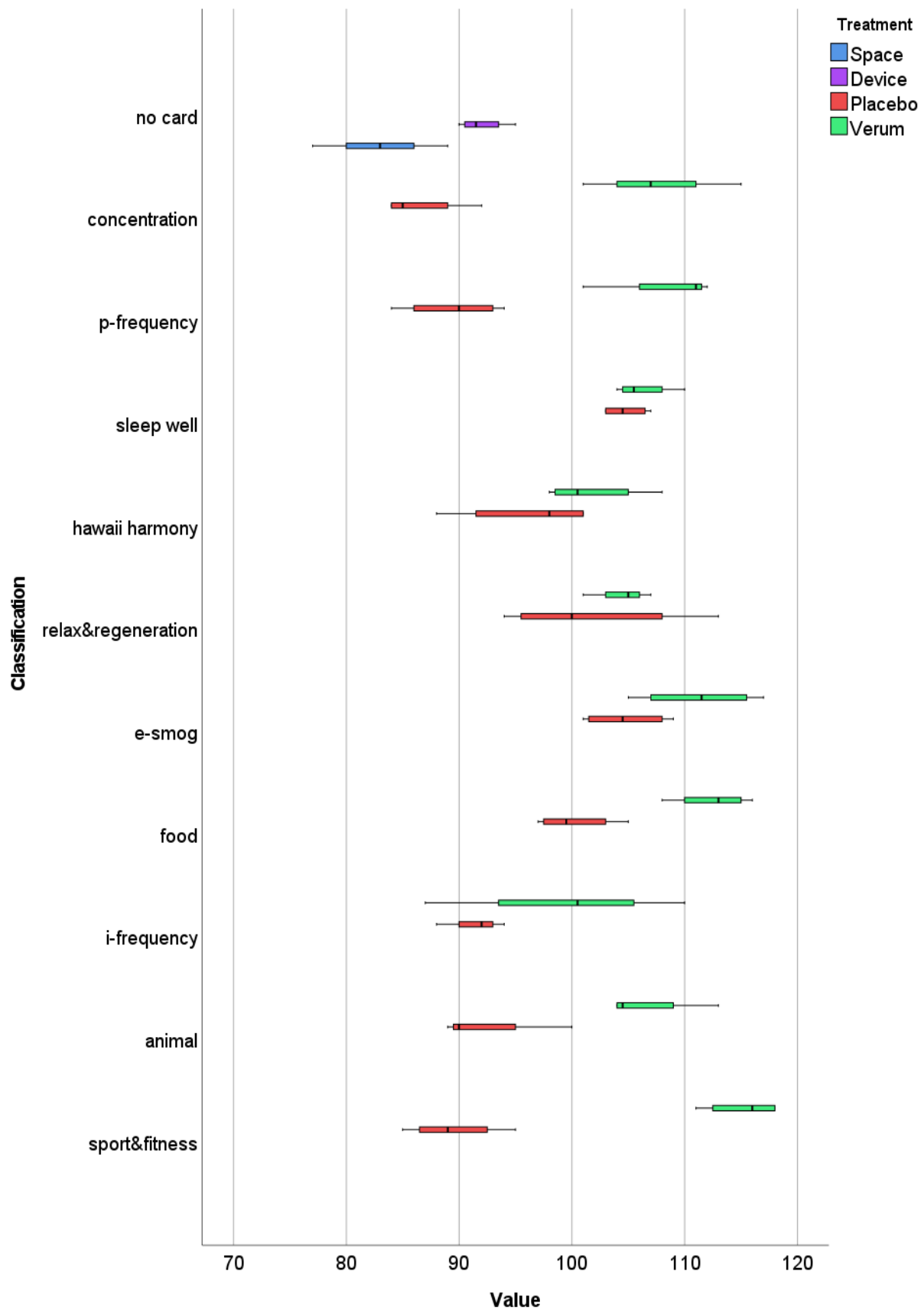
Subsequently, pairwise post-hoc tests were performed to investigate from which conditions "space" and "device" differ significantly.

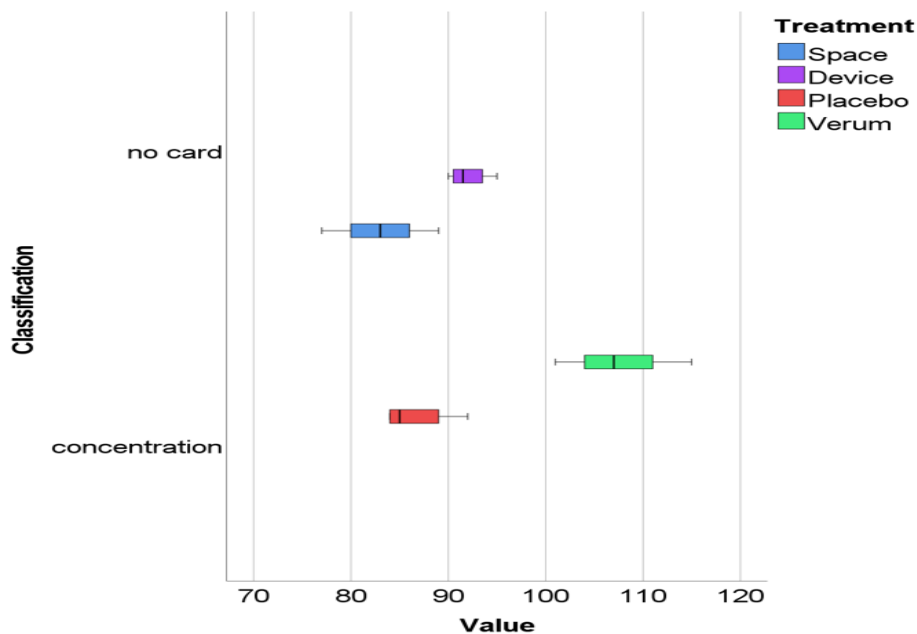
Multiple Comparisons

	(I) Condition	(J) Condition	Mean Difference (I-J)	Std. Error	Sig.
Bonferroni	Space	Device	-9,00000	3,83957	0,166
		Placebo	-12,70000*	3,21242	0,004
		Verum	-24,37500*	3,21242	0,0000005
	Device	Space	9,00000	3,83957	0,166
		Placebo	-3,70000	3,21242	1,000
		Verum	-15,37500*	3,21242	0,0004

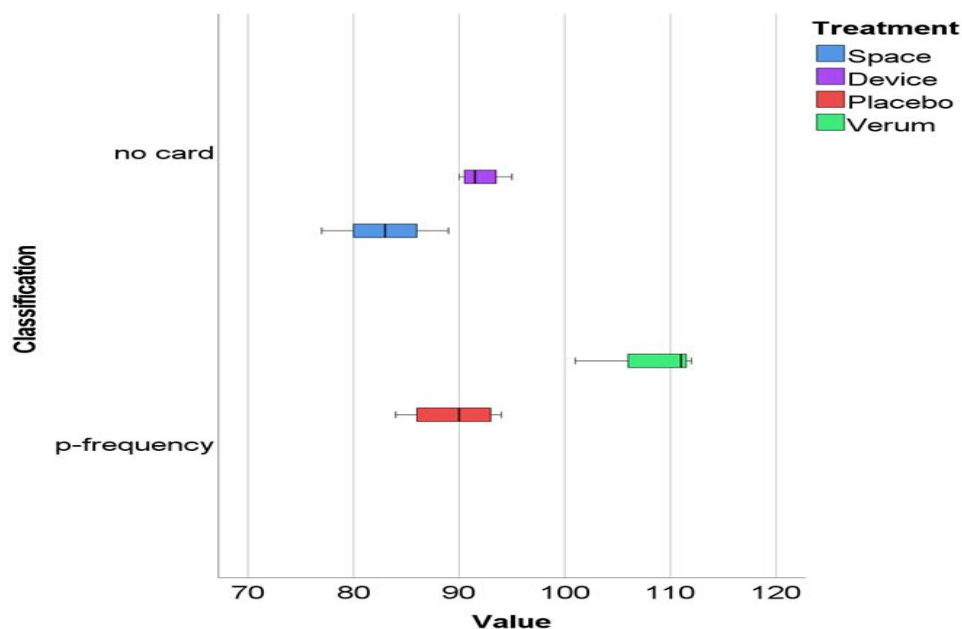
Space differs significantly: placebo, $p=0.004$ and verum: $p=0.0000005$

Device is only significantly different from Verum, $p=0.0004$

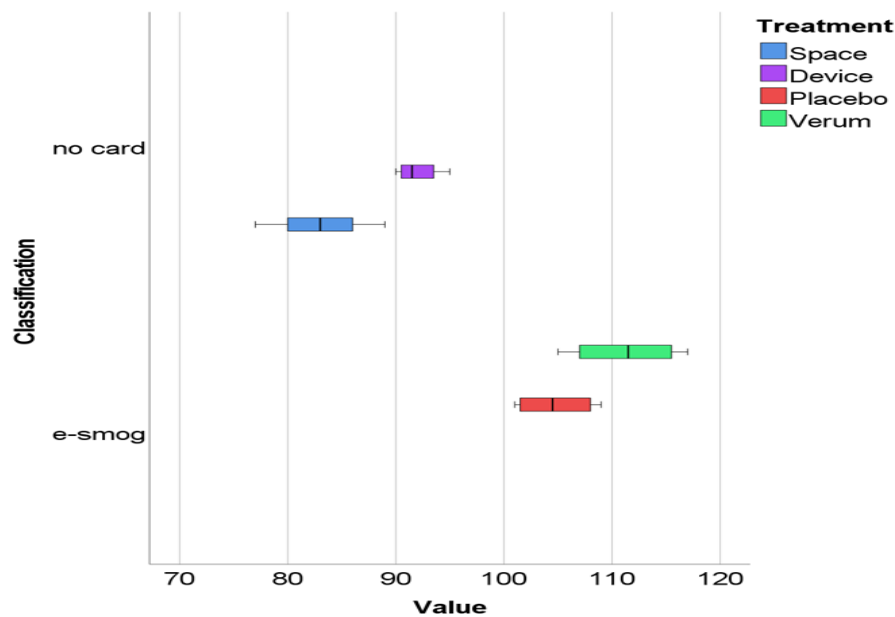




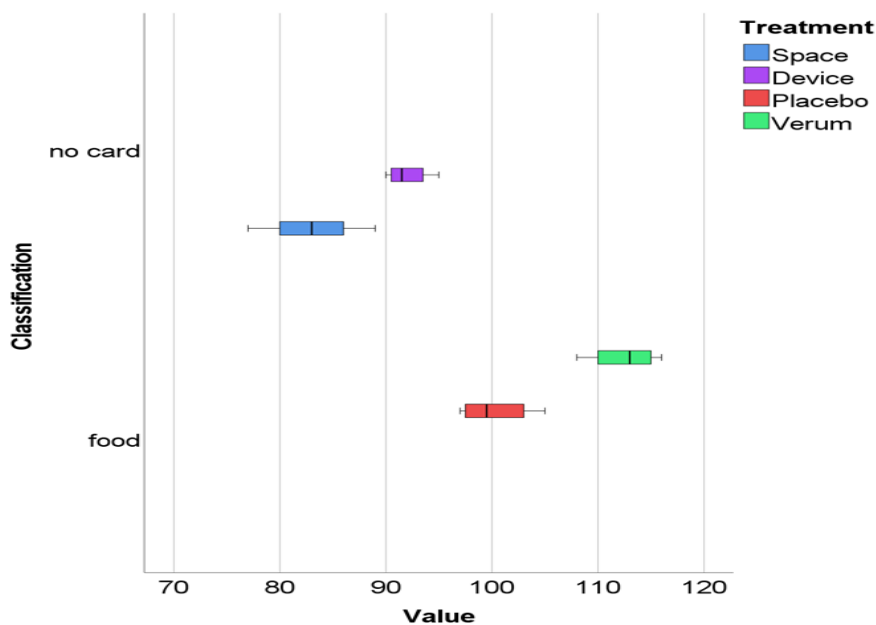
For the theme "concentration" the verum values are significantly higher than the placebo values and higher than the "device only" values (Device) and the "empty room" (Space) testings. This indicates **an activation of the space energy**.



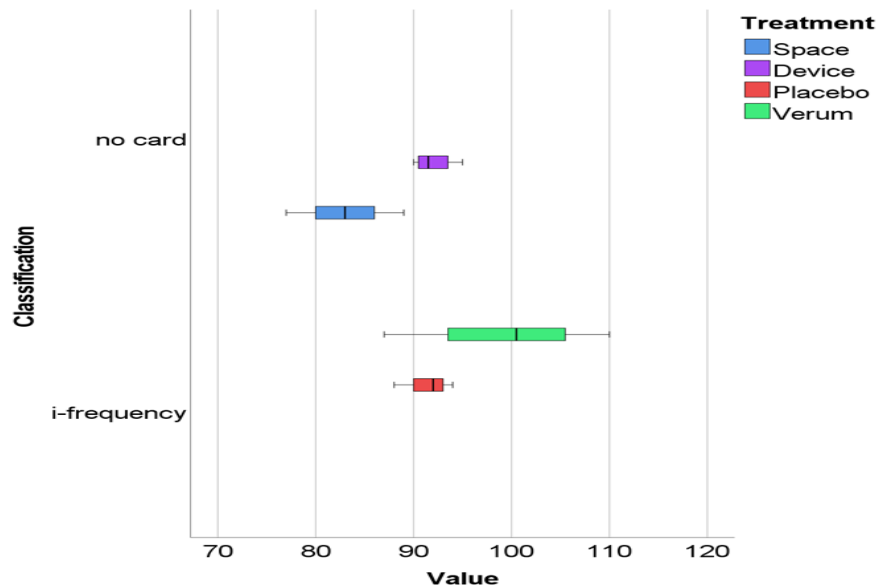
For the theme "p-frequency" the verum values are significantly higher than the placebo values and higher than the "device only" values (Device) and the "empty space" (Space) testings. This indicates **an activation and invigoration of the space energy**.



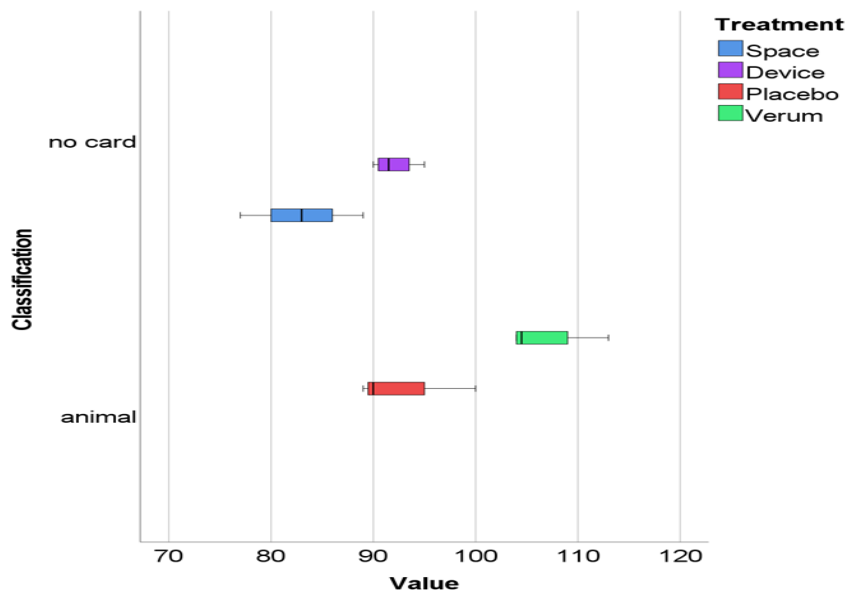
For the theme "e-smog" the verum values are significantly higher than the placebo values and higher than the "device only" values (Device) and the "empty space" (Space) testings. This indicates an **invigoration of the space energy**.



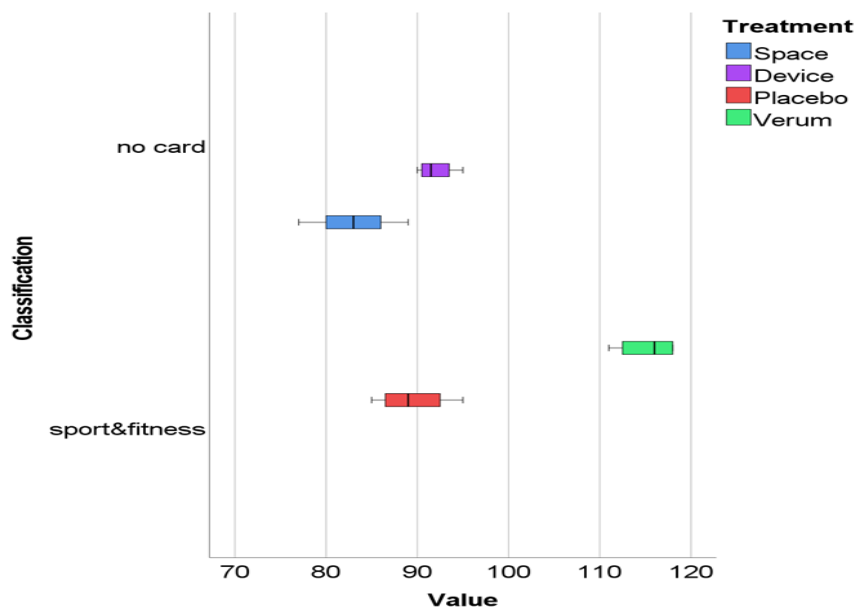
For the theme "food" the verum values are significantly higher than the placebo values and higher than the "device only" values (Device) and the "empty room" (Space) testings. This indicates an **invigoration of the space energy**.



For the theme "i-frequency" the verum values are significantly higher than the placebo values and higher than the "device only" values (Device) and the "empty space" (Space) testings. This indicates an **invigoration of space energy**.



For the theme "animal" the verum values are significantly higher than the placebo values and higher than the "device only" values (Device) and the "empty space" (Space) testings. This indicates an **invigoration of space energy**.



For the theme "sport&fitness" the verum values are significantly higher than the placebo values and higher than the "device only" values (Device) and the "empty space" (Space) testings. This indicates **activation of space energy**.

Small differences were shown between the verum values and the placebo values for the topics "sleep well", "e-smog", "hawaii harmony" and "relax®eneration". This could indicate the different effects of the cards, which are supposed to have a **relaxing effect**.

As a **side effect of the tests**, it could be proved that the placebo cards (presumably because of the applied real gold strips and the factors of the card composition, which are identical with the verum cards), the measured values also showed a difference with the placebo cards compared to the empty room and the empty device. One could therefore say that the placebo cards were not quite 100% placebo.

Inferences

We found that differences between the verum cards and the placebo cards were clear and statistically significant.

This could indicate that the room energy has been shown to be activated for some themes and kept low i.e. "relaxing" for other themes as described above.


This study is reproducible under the specified conditions, a comparable Bio-Well device of the current newest generation 2.0 and the COCOON for harmonizing and activating the room energy.

Overall, there is a clear, positive, energetic tendency.

Responsible for the tests:

Elisabeth Dornbierer Pirchl

Expert for energy field testing



Appendix: A detailed description of the product "COCOON" can be obtained from the company CENTROPIX Global AG.